



DC Infrastructure

Credit Market Update

Friday 3rd April 2020

Share Indices and Base rates – EUR, GBP & USD

Interest rates and equity indices have been relatively flat, while oil prices jumped 20% on Thursday on fresh hopes of a deal between Saudi Arabia and Russia to reduce output

Euro Mid-Swap Rates - Price (Mid) (%)

	Today	Yesterday	1 week	1 month	1 year
5-year	(0.24)	(0.01)	(0.01)	0.19	(0.28)
7-year	(0.17)	(0.00)	(0.02)	0.19	(0.40)
10-year	(0.04)	(0.00)	(0.02)	0.18	(0.57)
11-year	(0.01)	(0.00)	(0.03)	0.17	(0.63)
12-year	0.03	(0.00)	(0.03)	0.16	(0.67)
15-year	0.12	(0.00)	(0.03)	0.13	(0.77)

UK Gilts - Yield to Maturity (%)

	Today	Yesterday	1 week	1 month	1 year
5-year	0.16	(0.02)	(0.07)	(0.09)	(0.66)
7-year	0.15	(0.02)	(0.04)	(0.09)	(0.74)
10-year	0.31	(0.02)	(0.06)	(0.06)	(0.77)
15-year	0.55	(0.02)	(0.02)	(0.06)	(0.86)

UST - Yield to Maturity (%)

	Today	Yesterday	1 week	1 month	1 year
5-year	0.36	(0.03)	(0.07)	(0.40)	(2.00)
7-year	0.48	(0.03)	(0.08)	(0.44)	(1.94)
10-year	0.57	(0.02)	(0.10)	(0.48)	(1.93)
15-year	0.75	(0.04)	(0.09)	(0.52)	(1.88)

Indices - price (bps)

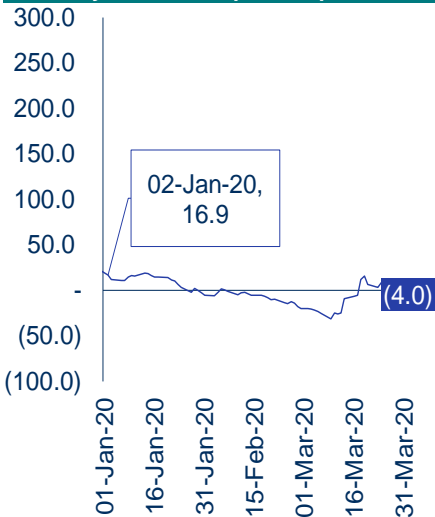
	Today	Yesterday	1 week	1 month	1 year
FTSE 100	5,415.5	(64.7)	- 1.18%	(94.8)	- 1.72% (1,400.1) - 20.54%(1,938.1) - 26.13%
S&P 500	2,483.0	(43.9)	- 1.74%	(58.4)	- 2.30% (647.1) - 20.67% (346.5) - 12.06%
Dow Jones	20,969.4	(444.1)	- 2.07%	(667.4)	- 3.08% (6,121.5) - 22.60%(4,804.7) - 18.33%
CAC 40	4,154.6	(66.4)	- 1.57%	(196.9)	- 4.53% (1,310.3) - 23.98%(1,248.0) - 22.82%
DAX	9,525.8	(45.0)	- 0.47%	(106.8)	- 1.11% (2,601.9) - 21.45%(2,383.6) - 19.94%
FTSE MIB	16,384.4	(449.7)	- 2.67%	(438.2)	- 2.61% (5,561.7) - 25.34%(4,921.9) - 22.62%
UK 5Y5Y Inflation swap	3.5	(0.0)	- 0.53%	(0.0)	- 0.71% 0.0 + 0.19% (0.1) - 2.10%
EU 5Y5Y Inflation swap	1.0	(0.0)	- 1.92%	0.0	+ 1.36% (0.2) - 14.02% (0.4) - 27.85%
Brent crude spot	28.2	3.3	+ 13.17%	3.7	+ 14.87% (23.4) - 45.37% (44.3) - 63.99%

Base rates, iBoxx spreads & implied all-ins

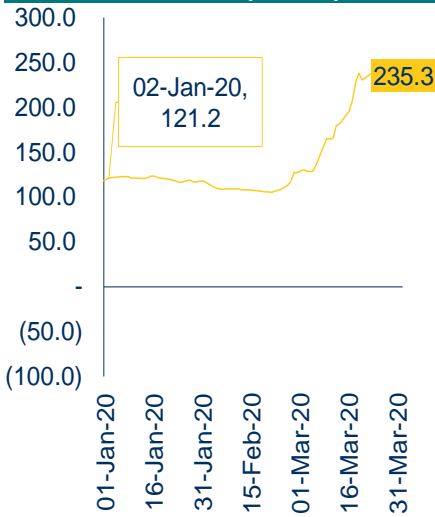
While interest rates have been stable, spreads have compressed, thus lowering the all-in costs of borrowing

Euro

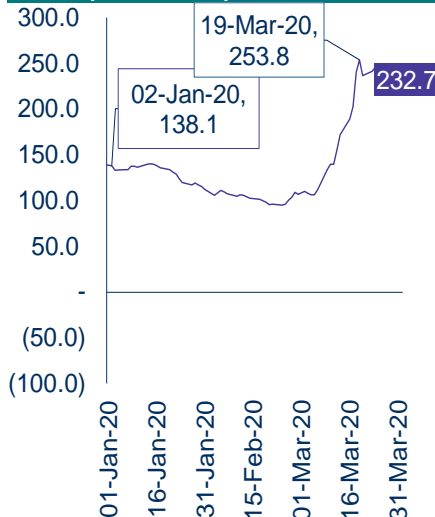
EUR 10-year mid-swap rate, bps



iBoxx EUR Infra BBB spread, bps

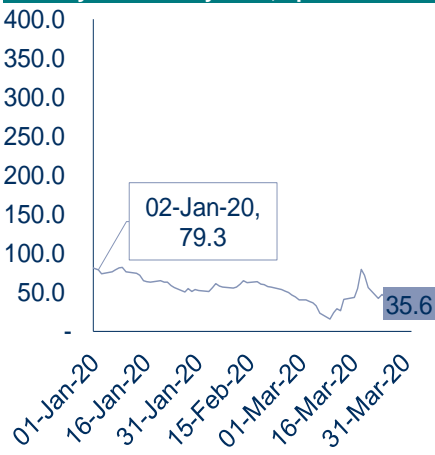


EUR implied all-in, bps

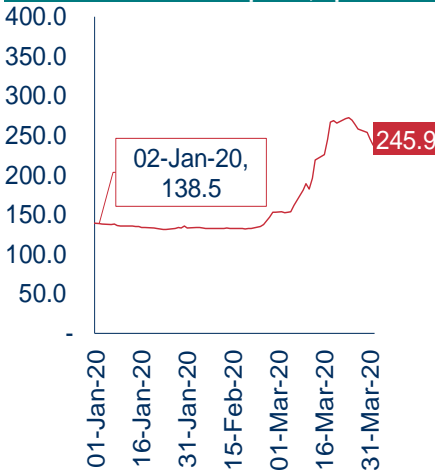


GBP

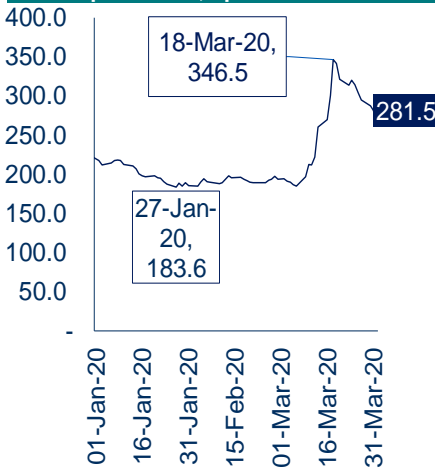
UK 10-year treasury YTM, bps



iBoxx GBP Infra BBB spread, bps

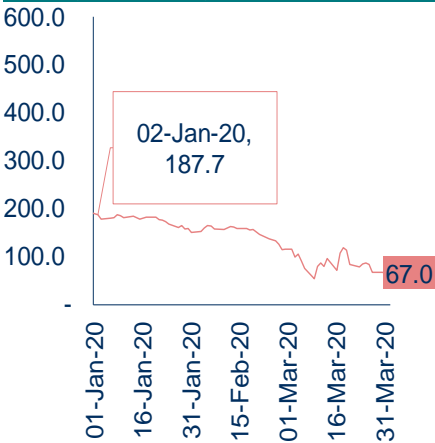


GBP implied all-in, bps

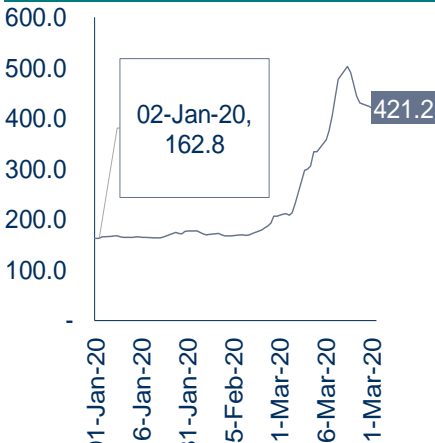


USD

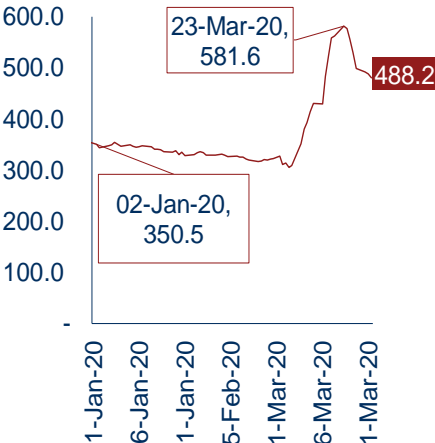
US 10-year treasury YTM, bps



iBoxx USD Infra BBB spread, bps

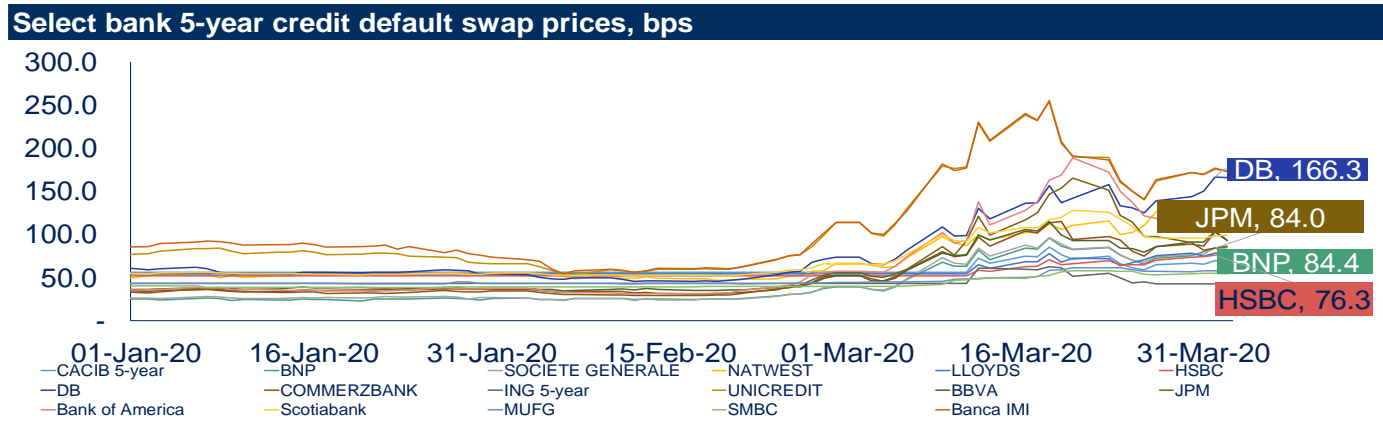
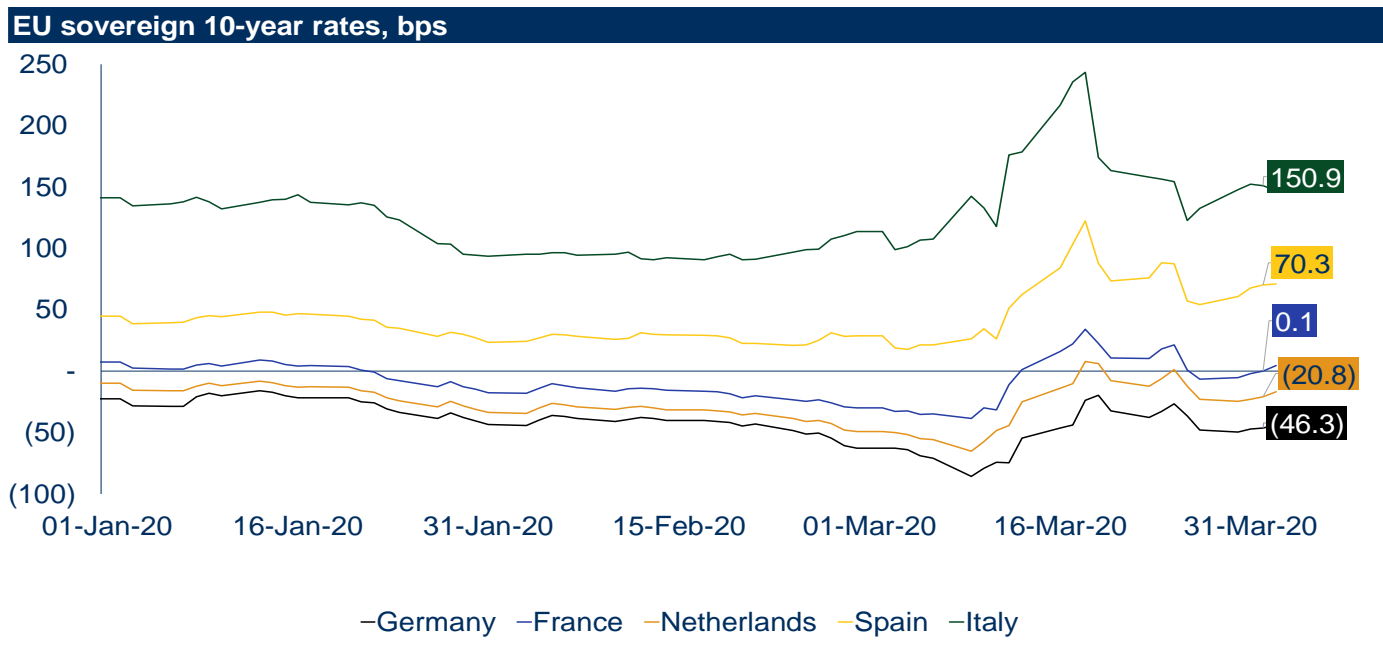
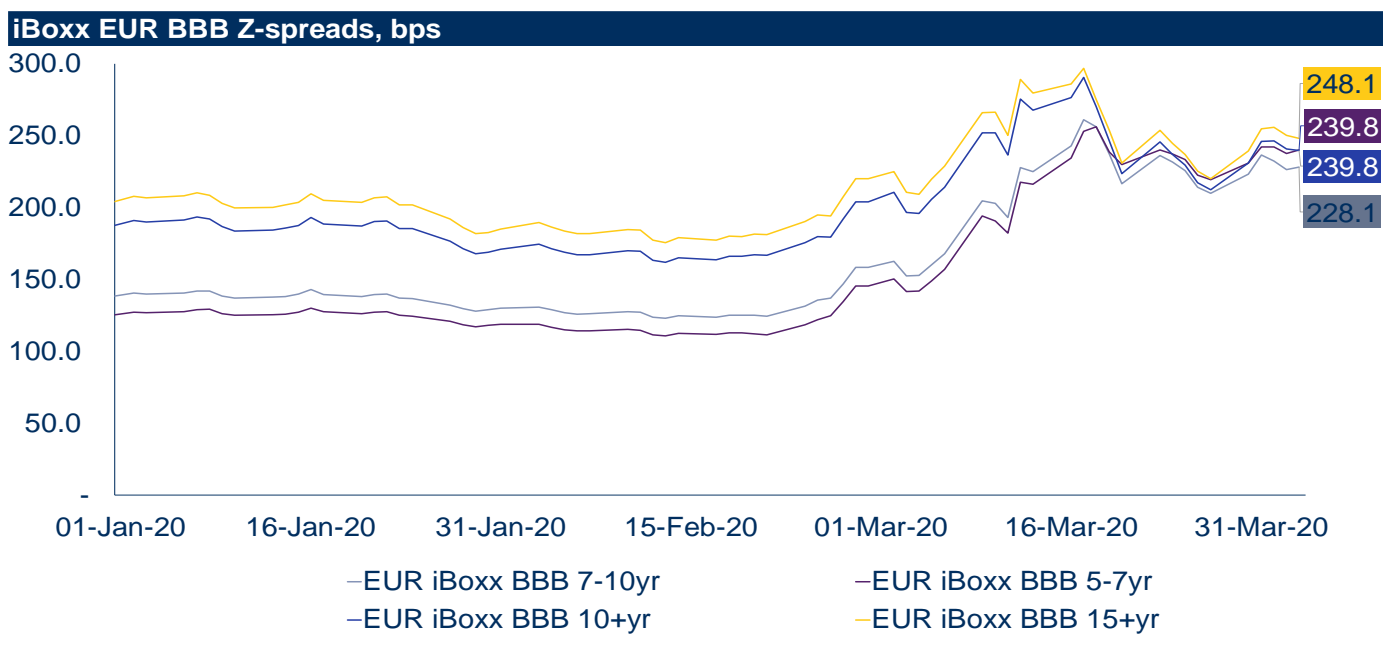


USD implied all-in, bps



iBoxx spreads, EU sovereign rates, and bank credit default swaps

Spreads have reduced across tenors and bank CDS prices have also tightened



Bond YTM's

ROSCO Issuances - Mid-Spreads (%)

	Today	Yesterday	1 week	1 year
ALPHA TRAINS FINANCE SA	0.97	(0.01)	0.02	(0.30)
PORTERBROOK RAIL FIN LTD	3.09	(0.02)	(0.04)	0.18
PORTERBROOK RAIL FIN LTD	3.56	0.03	(0.05)	0.36
EVERSHOLT FUNDING PLC	2.89	0.02	(0.04)	0.17
EVERSHOLT FUNDING PLC	4.34	(0.00)	(0.05)	0.09
EVERSHOLT FUNDING PLC	3.41	0.00	0.01	(0.24)
GREAT ROLLING STOCK LTD	3.95	(0.01)	(0.06)	0.06
GREAT ROLLING STOCK LTD	4.73	(0.00)	(0.01)	0.12

Utilities issuances - Mid-G-Spreads (%)

	Today	Yesterday	1 week	1 year
ENGIE SA	1.37	(0.01)	0.02	0.51
ENGIE SA	1.64	(0.01)	0.02	0.40
ELECTRICITE DE FRANCE SA	1.47	(0.01)	0.02	0.11
TEREGA SA	1.46	(0.01)	0.04	0.19
SSE PLC	1.16	(0.01)	0.03	(0.03)
E.ON SE	1.40	(0.01)	(0.02)	0.21
FORTUM VARME HOLDING SAM	2.09	0.01	(0.14)	0.61
ELENIA FINANCE OYJ	0.18	(0.01)	0.02	0.12
FORTUM OYJ	0.93	0.00	0.07	0.43
VATTENFALL AB	1.70	0.01	(0.08)	0.80
VATTENFALL AB	0.86	(0.01)	0.04	0.34
SNAM SPA	1.28	(0.00)	0.03	(0.15)
ENEL SPA	1.42	0.00	0.03	0.22
EDP FINANCE BV	1.57	(0.01)	0.05	0.23
REDEXIS GAS FINANCE BV	2.21	0.01	0.04	0.01

Airport issuances - Mid-G-Spreads (%)

	Today	Yesterday	1 week	1 year
MAN AIR GRP FND P	3.20	(0.12)	(0.25)	0.58
GATWICK FUNDING LIMITED	3.08	(0.06)	(0.16)	0.84
GATWICK FUNDING LIMITED	3.34	(0.19)	(0.44)	0.67
HEATHROW FUNDING LTD	3.06	(0.15)	(0.40)	0.69
AEROPORTI DI ROMA SPA	2.19	(0.02)	(0.11)	0.08
GATWICK FUNDING LIMITED	3.08	(0.06)	(0.16)	0.84

Other infrastructure issuances - Mid-G-Spreads (%)

	Today	Yesterday	1 week	1 year
AUTOSTRADA PER L'ITALIA	9.13	1.09	2.06	5.18
VINCI SA	2.54	(0.04)	(0.07)	n.a.
TDF INFRASTRUCTURE	2.61	(0.01)	0.04	0.49
SOCIETA INIZIATIVE AUSTR	1.20	(0.11)	0.97	1.20

Disclaimer

The views presented in this document are for discussion purposes only. DC Advisory Limited is not advocating any of the courses of action presented in it, which are being presented solely to illustrate a range of available options. This analysis is presented on the understanding that, apart from showing this document to those of your officers, employees or advisers who are engaged in reviewing it on your behalf, its contents will not be reproduced, redistributed or passed on, directly or indirectly, by you to any other person or published, in whole or in part, for any purpose without the written permission of DC Advisory Limited.

This document does not constitute or form part of any offer for purchase, sale or subscription of, or solicitation or invitation of any offer to buy, sell or to subscribe for, any securities nor may it or any part of it be relied on in connection with any contract or commitment whatsoever.

This document has not been approved for the purposes of section 21 of the Financial Services and Markets Act 2000. This document is not intended to be distributed or made available in the United Kingdom except to persons having professional experience in matters relating to investments for the purpose of Article 19 of the Financial Services and Markets Act 2000 (Financial Promotions) Order 2005. If you do not have professional experience in matters relating to investments you should not act or rely on it, and you should return this document to DC Advisory Limited. The distribution of this document in other jurisdictions may be restricted by law, and persons into whose possession this document comes should inform themselves about, and observe, any such restrictions. By accepting this document you agree to be bound by the terms of this notice.

This document has been prepared from information which is believed at the date of this document to be reliable. Phrases like "DC Advisory Limited expects", "DC Advisory Limited believes", "DC Advisory Limited anticipates" and similar phrases do not constitute warranties or guarantees of any kind, express or implied. The information in this document is subject to change without notice. DC Advisory Limited undertakes no responsibility or obligation to provide you with any additional information or to update the document or to correct any inaccuracies in it that may become apparent. DC Advisory Limited expressly disclaims any and all liability for representations or warranties, express or implied, contained in, or for omissions from, this document or any written or oral communication concerning it or its subject matter transmitted or made available to any person.

Recipients of this document acknowledge that the information contained within it may (in whole or in part) constitute inside information for the purposes of Part V of the Criminal Justice Act 1993 ("CJA") and/or Part VIII of the Financial Services and Markets Act 2000 ("FSMA") and recipients of this document who are in, or acquire, possession of this information may have information as an insider for the purposes of the CJA and inside information for the purposes of FSMA. No recipient of this document shall make use of any information contained within it for the purposes of dealing or encouraging another person to deal in securities of the Company. All recipients of this document consent to being made an insider within the meaning of the CJA and/or FSMA and shall bring to the attention of any of their respective officers, employees, advisers and agents who, from time to time, may have information as an insider the prohibitions on insider dealing contained in the CJA and the prohibitions on market abuse contained in FSMA.

DC Advisory Limited retains the right to request the return of this document at any time.